



Art. 162

Ferma porte per profilo superiore.
Door stop for the upper track.




Art. 175

Ferma porte a pavimento.
Floor fixing door stop.



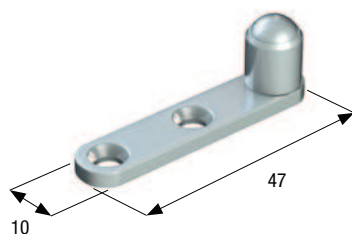
Art. 207

Profilo inferiore in acciaio ottonato m 2.
Brass plated steel guide track m 2.



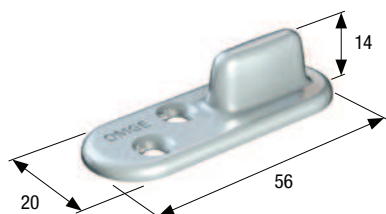
Art. 302

Guida in acciaio con bussola rotante ø mm 10.
Steel guide with rotating pin ø mm 10.



Art. 303

Guida in acciaio con bussola rotante ø mm 10.
Steel guide with rotating pin ø mm 10.



Art. 161

Guida in acciaio a pavimento.
Floor fixing steel guide.