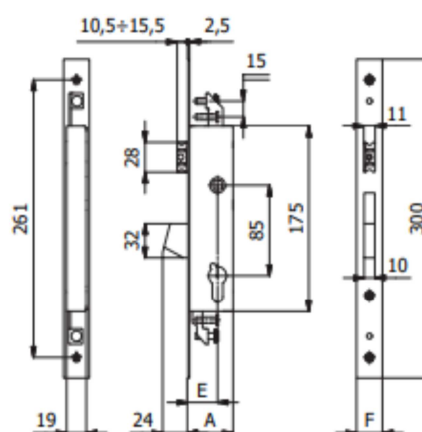







SCHEDA TECNICA



SERRATURE DI SICUREZZA PER MONTANTI 1410 OMEC



COD.	EX COD.	E	F	A	mandate throws	cilindro cylinder	chiave key			
1410.25.25	1460	25	25	40	1			0,65	1	5
1410.25.22	1460/F22	25	22	40	1			0,63	1	5
1410.30.25	1470	30	25	45	1			0,68	1	5
1410.30.22	1470/F22	30	22	45	1			0,66	1	5
1410.35.25	1480	35	25	50	1			0,71	1	5
1410.35.22	1480/F22	35	22	50	1			0,69	1	5