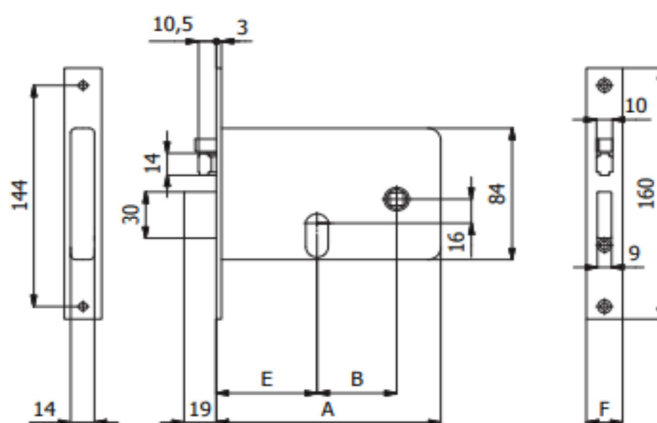
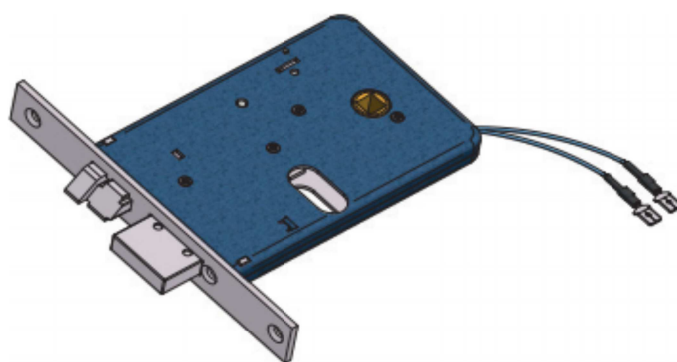





SCHEDA TECNICA



SERRATURA ELETTRICA PER FASCIA 378 OMEC



COD.	E	F	A	B	mandate throws			
378 DX	60	16	133	47	2	0,56	1	10
378 SX	60	16	133	47	2	0,56	1	10
378/F22 DX	60	22	133	47	2	0,58	1	10
378/F22 SX	60	22	133	47	2	0,58	1	10