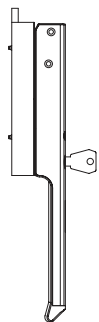




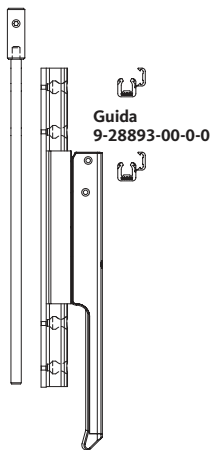
VENTUS F 200



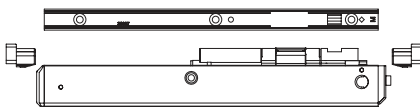
Maniglia
corsa:
40 mm 6-28681-40-0*



Maniglia chiudibile
corsa:
50 mm 6-32100-50-0*
40 mm 6-32100-40-0*



Maniglia orientabile
corsa:
50 mm K-12608-00-0*
disegno 0-44366



Supporto forbice
6-29134-00-0*
Forbice con sicurezza anti-sgancio
6-29589-00-0*
Supporto asta (2 pezzi)
9-38016-00-0-0

Accessori per asta Ø 8 mm



Manicotto 6-22842-00-0-1



Guida 9-28893-00-0-0



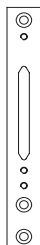
Guida per trasmissione fles.
9-33711-00-0*

Piastra per supporto anta

Disegno 0-43700

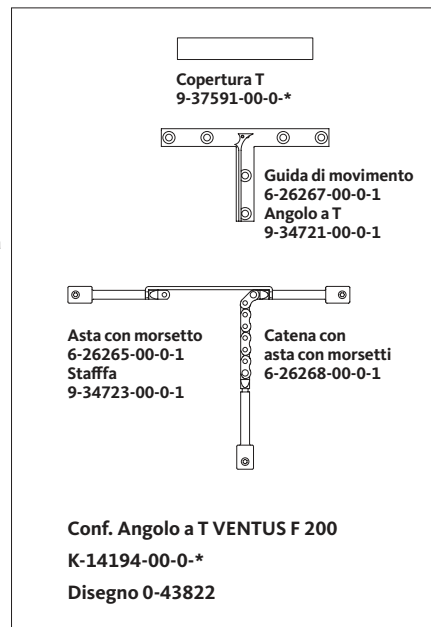


Piastra per finestre in legno
9-34508-00-0-0

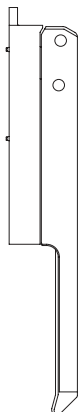


Piastra ad avvitare per maniglia
9-33787-00-0*

Conf. Angolo a T- VENTUS F 200



VENTUS F 300



Maniglia
Corsa:
50 mm 6-26249-50-0*



Maniglia orientabile
corsa:
50 mm K-14242-50-0*
70 mm K-14242-70-0*

Guida
9-34491-00-0-0

Guida
9-34491-00-0-0

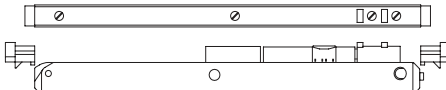
Accessori per asta Ø 10 mm



Manicotto
6-26813-00-0-1



Guida
9-34491-00-0-0



Forbice con sicurezza antisganci
6-27451-00-0*
Supporto forbice
6-26244-00-0*
Supporto asta (2 pezzi)
9-34458-00-0-0

Piastra per supporto anta

Disegno 0-42700



Piastra finestre in legno
9-34508-00-0-0

Conf. Angolo a T VENTUS F 300

