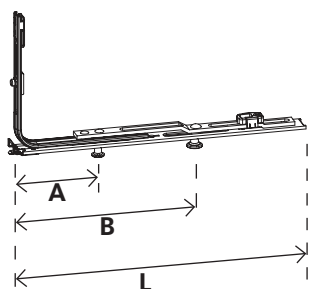


CHIUSURE INFERIORI

ELEMENTI per SOLUZIONI ANTA-RIBALTA e BATTENTE



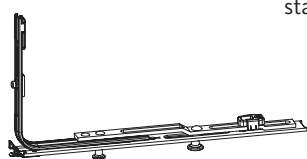
Distanze in millimetri	
L	Lunghezza chiusura
A - B	Distanza del nottolino in posizione di apertura

Articolo	L	A		PC
6-33374-00-0-1	116	67		1



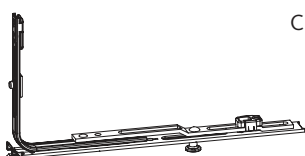
Chiusura DK ridotta

Articolo	L	A	B	PC
6-32012-00-0-1	215	67	139	2



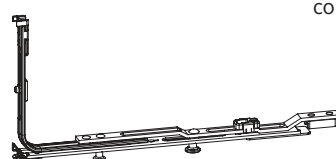
Chiusura DK standard

Articolo	L	A		PC
6-32010-00-0-1	215	139		1



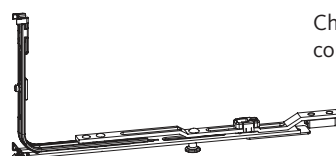
Chiusura 215

Articolo	L	A	B	PC
6-32013-00-0-1	215	67	139	2



Chiusura DK-K con aggancio

Articolo	L	A		PC
6-32011-00-0-1	215	139		1



Chiusura K con aggancio

P
V
C

P
V
C