



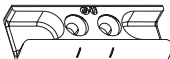
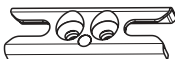

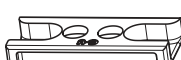




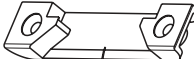
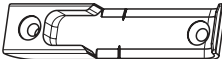
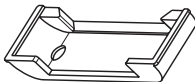
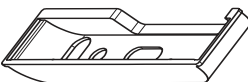


Scorrevoli in parallelo a ribalta

Arresti e Scontri per GU-MZ



GU-966/200 MZ e GU-966/150 MZ

Tabella arresti, scontri e scontri SE				
Descrizioni:	Lavorazione	Arresti	Scontri standard	Scontri SE
	Battuta Euro 18 x 8	9-43636-18-0-1 	9-42301-18-0-1 	6-33082-18-0-1 
	Battuta Euro 20 x 8	9-43636-20-0-1 	9-42301-20-0-1 	6-32207-20-0-1 
	Battuta Euro 24 x 8	9-43636-24-0-1 	9-42654-00-0-1 	6-32584-00-0-1 
	Can.Euro 7/8x4 x 4	9-30430-00-0-1 	9-42620-00-0-1 	6-32471-00-0-1 
	Aria 4 mm - Interasse 9 inferiore e laterale	9-30432-00-0-1 	9-31031-00-0-1 	
	Aria 12 superiore - Int. 9	9-43636-18-0-1	9-42301-18-0-1	
	Aria 4 mm - Interasse 13 inferiore e laterale	9-30432-00-0-1 9-44786-00-0-1  Vaschetta (vedi disponibilità)	9-31031-00-0-1 9-44753-03-L/R-1  Vaschetta (vedi disponibilità)	
	Aria 12 superiore - Int. 13	9-43636-24-0-1	9-42654-00-0-1	
<p>Le placchette di arresto si consegnano in ragione di 3 pezzi per scorrevole. Gli scontri sono in numero variabile a seconda delle dimensioni dell'anta scorrevole; consultare le tabelle dei componenti per calcolarne il numero. Per i serramenti in aria 4 mm gli scontri ed gli arresti superiori sono da considerarsi per aria 12 battuta euro 18x8.</p>				

B