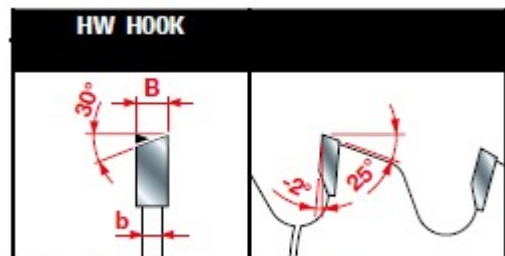





SCHEDA TECNICA

PARIDE

freud.



Tooth features - Caratteristiche del dente

D	B	b	d	Z	NL	Code	SAP
mm	mm	mm	mm		FT	Codice	SAP
185	2,4	1,6	20	60		 LP67M 001P	F03FS07261
250	2,8	1,8	30	80		 LP67M 002P	F03FS07262
300	2,8	1,8	30	96		 LP67M 003P	F03FS07263

WWW.FERRAMENTAPARIDE.IT