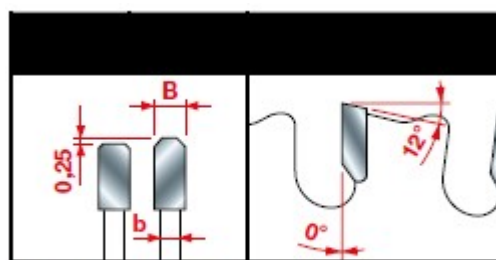





SCHEDA TECNICA

 **PARIDE**

freud.



Tooth features - Caratteristiche del dente

D	B	b	d	Z	NL	Code	SAP
mm	mm	mm	mm		FT	Codice	SAP
160	2,0	1,6	20	30		 LP90M 002P	F03FS07034
210	2,0	1,6	30	40		 LP90M 005P	F03FS06239
230	2,2	1,8	30	44		 LP90M 006P	F03FS06240

WWW.FERRAMENTAPARIDE.IT