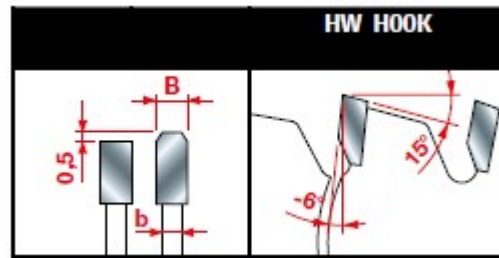


SCHEDA TECNICA

# PARIDE

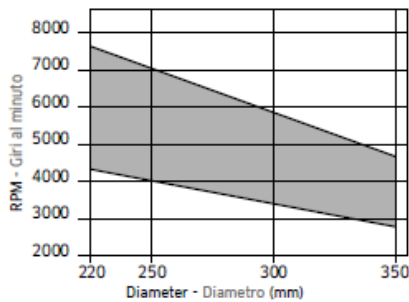
## freud.



Tooth features - Caratteristiche del dente




Scorer not required  
Incisore non richiesto



Minimum and maximum RPM based on the blade diameter.  
Fascia del N. giri minimo e massimo consigliati in funzione del diametro della lama.

Working with spindle over the working plane  
Lavorazione con albero sopra il piano di lavoro



With negative hook angle, the cutting pressure acts over the working plane.  
Con mordente negativo la pressione di taglio agisce sul piano di appoggio.

| D   | B   | b   | d  | Z  | NL     | Code      | SAP        |
|-----|-----|-----|----|----|--------|-----------|------------|
| mm  | mm  | mm  | mm |    | FT     | Codice    | SAP        |
| 220 | 3,2 | 2,2 | 30 | 56 | 2/7/42 | LU3E 0100 | F03FS05109 |
| 250 | 3,2 | 2,2 | 30 | 60 | FT01   | LU3E 0200 | F03FS05111 |
| 300 | 3,2 | 2,2 | 30 | 72 | FT01   | LU3E 0300 | F03FS05113 |
| 350 | 3,5 | 2,5 | 30 | 84 | FT02   | LU3E 0400 | F03FS05115 |

[WWW.FERRAMENTAPARIDE.IT](http://WWW.FERRAMENTAPARIDE.IT)