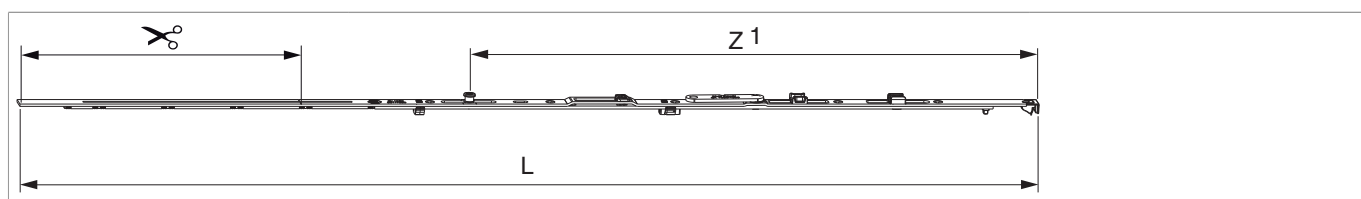
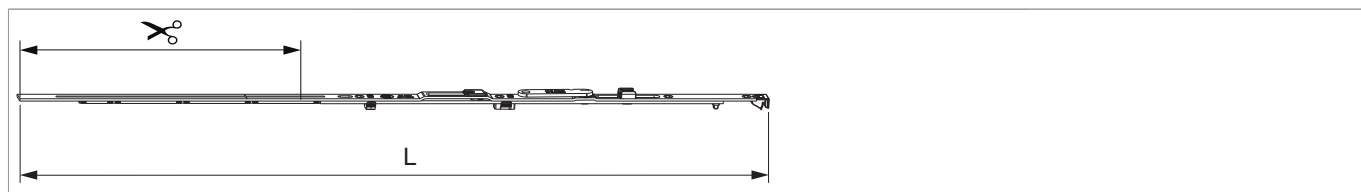








Frontale forbice A-R/R-A a scomparsa MULTI POWER

Disegni tecnici



		L						Nº
argento	600	497	147	465 - 600	370 - 490	150	20	217346
	800	697	212	601 - 800	491 - 690	150	20	217347
	1050	947	262	801 - 1.050		150	20	217348
	1300	1.197	262	1.051 - 1.300		150	20	217349¹⁾

¹⁾ Con LBB oltre 1301 mm usare tassativamente la forbice supplementare.

Tabella posizionamento viti



Nº		1	2	3	4	5	6	7	
217346	3	18,5	91,5	249					
217347	4	18,5	91,5	249	379				
217348	6	18,5	91,5	184	336	452	564		
217349	7	18,5	91,5	184	336	452	623	829	

Tabella punti di chiusura

Nº		Z1	
217346	0		
217347	0		
217348	1	528	
217349	1	587	