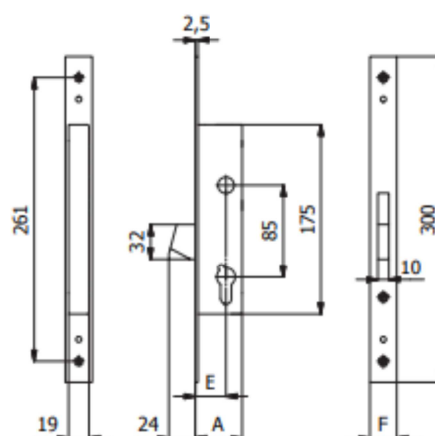






SCHEDA TECNICA

# PARIDE



SERRATURA DI SICUREZZA PER MONTANTI 1401 OMEC



COD.	EX COD.	E	F	A	mandate throws	cilindro cylinder	chiave key			
1401.25.25	1431	25	25	40	1			0,51	1	5
1401.25.22	1431/F22	25	22	40	1			0,49	1	5
1401.30.25	1441	30	25	45	1			0,54	1	5
1401.30.22	1441/F22	30	22	45	1			0,52	1	5
1401.35.25	1451	35	25	50	1			0,57	1	5
1401.35.22	1451/F22	35	22	50	1			0,55	1	5