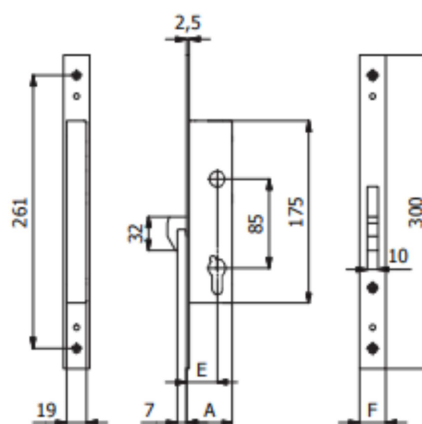







SCHEDA TECNICA



SERRATURE DI SICUREZZA PER MONTANTI 1406 OMEC



| COD. | EX COD. | E | F | A | mandate throws | cilindro cylinder | chiave key |  |  |  |
|------------|----------|----|----|----|-------------------|---|---------------|---|---|---|
| 1406.25.25 | 1436 | 25 | 25 | 40 | 1 | | | 0,51 | 1 | 5 |
| 1406.25.22 | 1436/F22 | 25 | 22 | 40 | 1 | | | 0,49 | 1 | 5 |
| 1406.30.25 | 1446 | 30 | 25 | 45 | 1 |  | - | 0,52 | 1 | 5 |
| 1406.30.22 | 1446/F22 | 30 | 22 | 45 | 1 |  | | 0,50 | 1 | 5 |
| 1406.35.25 | 1456 | 35 | 25 | 50 | 1 | | | 0,56 | 1 | 5 |
| 1406.35.22 | 1456/F22 | 35 | 22 | 50 | 1 | | | 0,54 | 1 | 5 |