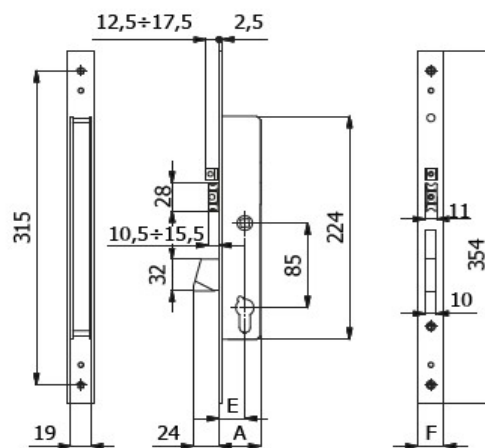






SCHEDA TECNICA

PARIDE



SERRATURA ELETTRICA PER MONTANTI 1408Q



COD.	EX COD.	E	F	A	mandate throws	cilindro cylinder	chiave key			
1408Q.25.25	1437	25	25	40	1			0,70	1	-
1408Q.25.22	1437/F22	25	22	40	1			0,68	1	-
1408Q.30.25	1447	30	25	45	1		-	0,74	1	-
1408Q.30.22	1447/F22	30	22	45	1			0,72	1	-
1408Q.35.25	1457	35	25	50	1			0,78	1	-
1408Q.35.22	1457/F22	35	22	50	1			0,76	1	-

WWW.FERRAMENTAPARIDE.IT