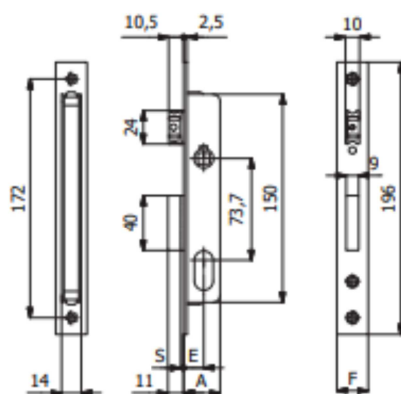





SCHEDA TECNICA



SERRATURE PER MONTANTI-CATENACCIO E SCROCCO OMEC



COD.	E	F	A	S	mandate throws			
350	15	16	26	2	1	0,28	1	10
350/F22	15	22	26	2	1	0,30	1	10
330	20	16	31	2	1	0,30	1	10
330/F22	20	22	31	2	1	0,32	1	10