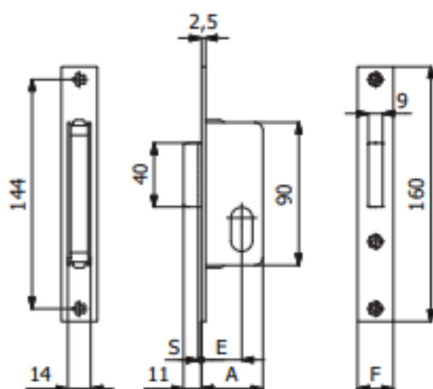






SCHEDA TECNICA



SERRATURA PER MONTANTI-CATENACCIO OMEC



COD.	E	F	A	S	mandate throws			
355	15	16	26	2	1	0,17	1	10
355/F22	15	22	26	2	1	0,19	1	10
335	20	16	31	2	1	0,19	1	10
335/F22	20	22	31	2	1	0,21	1	10
339	25	16	38	2	1	0,21	1	10
339/F22	25	22	38	2	1	0,23	1	10
531	30	16	43	2	1	0,25	1	10
531/F22	30	22	43	2	1	0,27	1	10