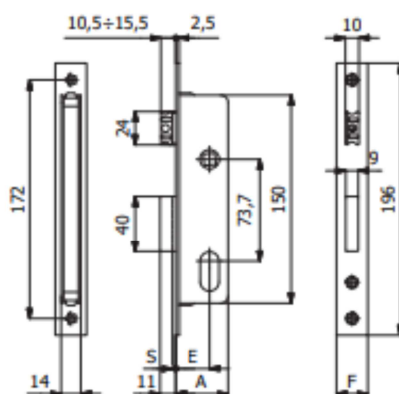





SCHEDA TECNICA



SERRATURA MONTANTI-CATENACCIO SCROCCO REGOLABILE OMEC



COD.	E	F	A	S	mandate throws			
338	25	16	38	2	1	0,35	1	10
338/F22	25	22	38	2	1	0,37	1	10
530	30	16	43	2	1	0,38	1	10
530/F22	30	22	43	2	1	0,40	1	10