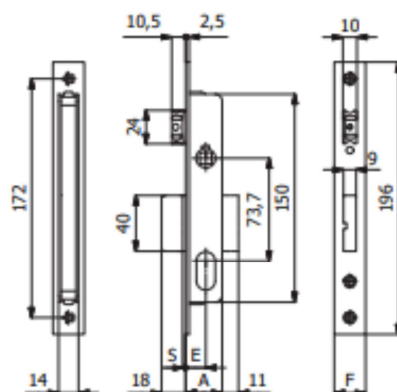





SCHEDA TECNICA



SERRATURA PER MONTANTI-CATENACCIO E SCROCCO OMECE



COD.	E	F	A	S	mandate throws			
352	15	16	26	2	2	0,31	1	10
352/F22	15	22	26	2	2	0,33	1	10
332	20	16	31	2	2	0,35	1	10
332/F22	20	22	31	2	2	0,37	1	10