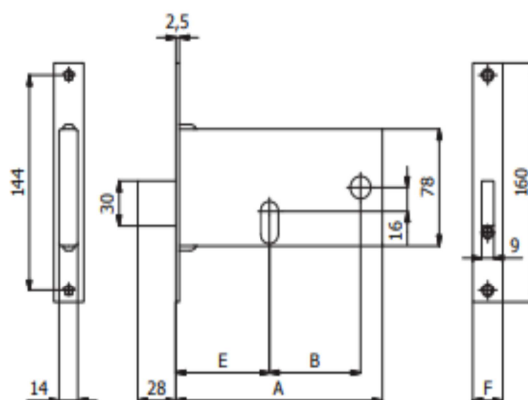




SCHEDA TECNICA

PARIDE



SERRATURA PER FASCE CATENACCIO OMEC



COD.	E	F	A	B	mandate throws			
371	60	16	133	47	3	0,38	1	10
371/F22	60	22	133	47	3	0,40	1	10
771	70	16	153	67	3	0,43	1	10
771/F22	70	22	153	67	3	0,45	1	10
871	80	16	163	67	3	0,50	1	10
871/F22	80	22	163	67	3	0,52	1	10