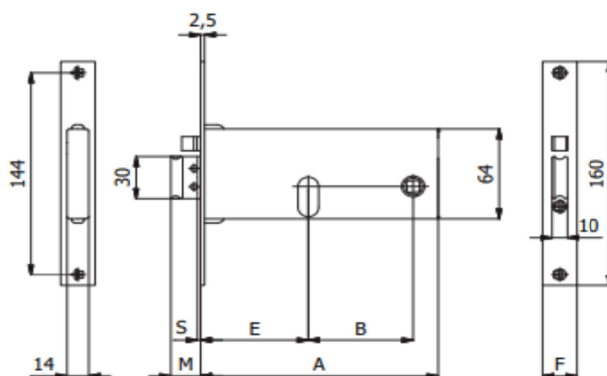






SCHEDA TECNICA



SERRATURA SCROCCO CON MANDATA _88 OMECE



COD.	E	F	A	B	M	S	mandate throws			
388	60	16	133	47	19	-	1	0,49	1	10
388/F22	60	22	133	47	19	-	1	0,51	1	10
788	70	16	153	67	19	-	1	0,54	1	10
788/F22	70	22	153	67	19	-	1	0,56	1	10
788-TT/F15	70	14,6	153	67	24	6	1	0,55	1	10
888	80	16	163	67	19	-	1	0,55	1	10
888/F22	80	22	163	67	19	-	1	0,57	1	10
888-TT/F15	80	14,6	163	67	24	6	1	0,56	1	10